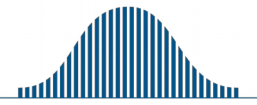


How it Works

Summary Sheet Page

- Select Summary Sheet page to review the studies' results you have saved, while scoring and clicking "Add to summary sheet".
- A summary of your clients' results will be provided in a separate page
- Remove studies and subtests you do not want to include
- Print using your internet browser



How it Works

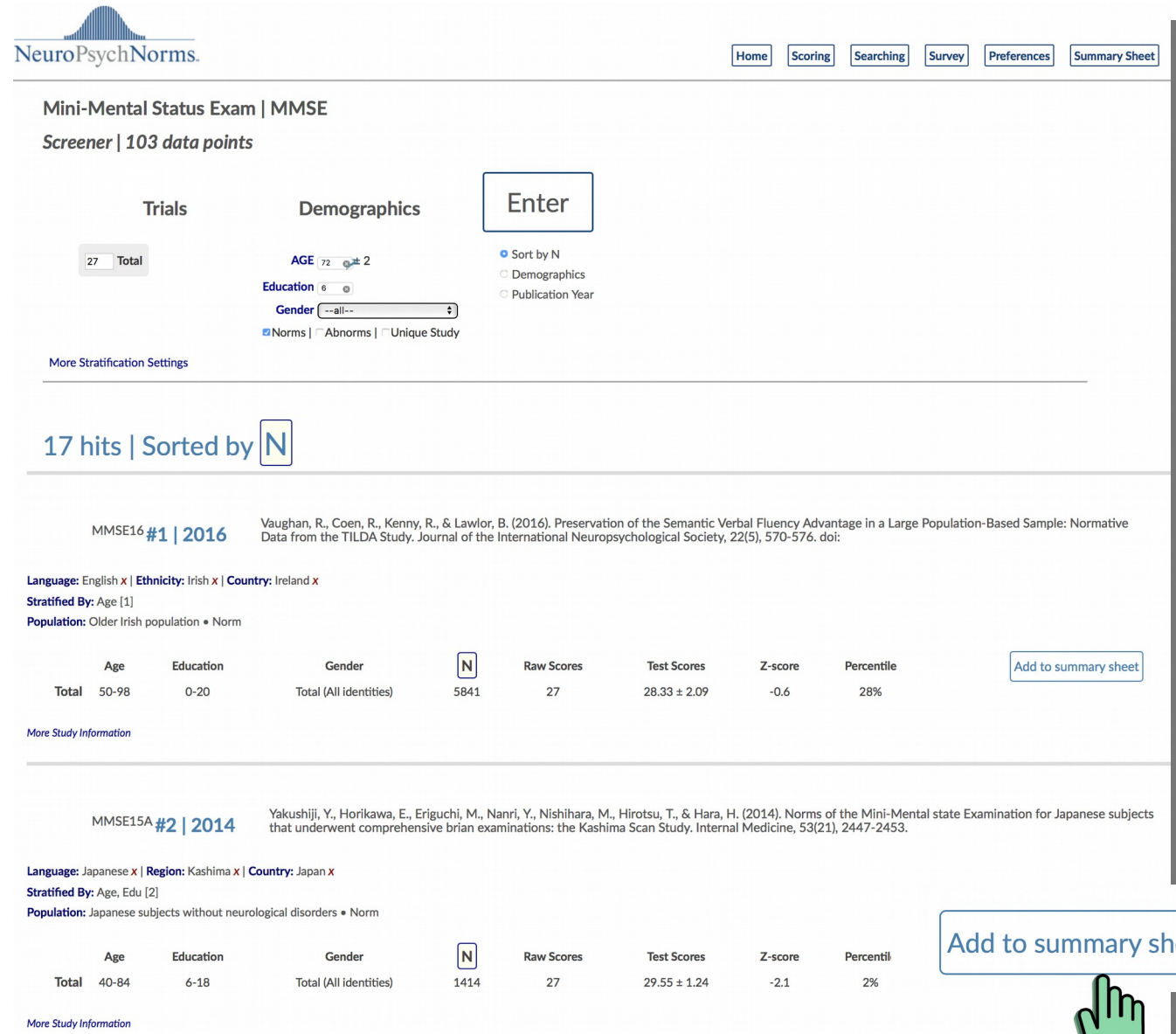
Summary Sheet Page

- Select Summary Sheet page to review the studies' results you have saved, while scoring and clicking "Add to summary sheet".

- A summary of your clients' results will be provided in a separate page

- Remove studies and subtests you do not want to include

- Print using your internet browser



NeuroPsychNorms

Home Scoring Searching Survey Preferences Summary Sheet

Mini-Mental Status Exam | MMSE

Screener | 103 data points

Trials: 27 Total

Demographics: AGE 72 ± 2, Education 6, Gender --all--

Sort by: N, Demographics, Publication Year

More Stratification Settings

17 hits | Sorted by N

MMSE16 #1 | 2016

Vaughan, R., Coen, R., Kenny, R., & Lawlor, B. (2016). Preservation of the Semantic Verbal Fluency Advantage in a Large Population-Based Sample: Normative Data from the TILDA Study. *Journal of the International Neuropsychological Society*, 22(5), 570-576. doi:

Language: English x | Ethnicity: Irish x | Country: Ireland x

Stratified By: Age [1]

Population: Older Irish population • Norm

	Age	Education	Gender	N	Raw Scores	Test Scores	Z-score	Percentile	
Total	50-98	0-20	Total (All identities)	5841	27	28.33 ± 2.09	-0.6	28%	Add to summary sheet

More Study Information

MMSE15A #2 | 2014

Yakushiji, Y., Horikawa, E., Eriguchi, M., Nanri, Y., Nishihara, M., Hirotsu, T., & Hara, H. (2014). Norms of the Mini-Mental state Examination for Japanese subjects that underwent comprehensive brain examinations: the Kashima Scan Study. *Internal Medicine*, 53(21), 2447-2453.

Language: Japanese x | Region: Kashima x | Country: Japan x

Stratified By: Age, Edu [2]

Population: Japanese subjects without neurological disorders • Norm

	Age	Education	Gender	N	Raw Scores	Test Scores	Z-score	Percentil	
Total	40-84	6-18	Total (All identities)	1414	27	29.55 ± 1.24	-2.1	2%	Add to summary sheet

More Study Information

How it Works

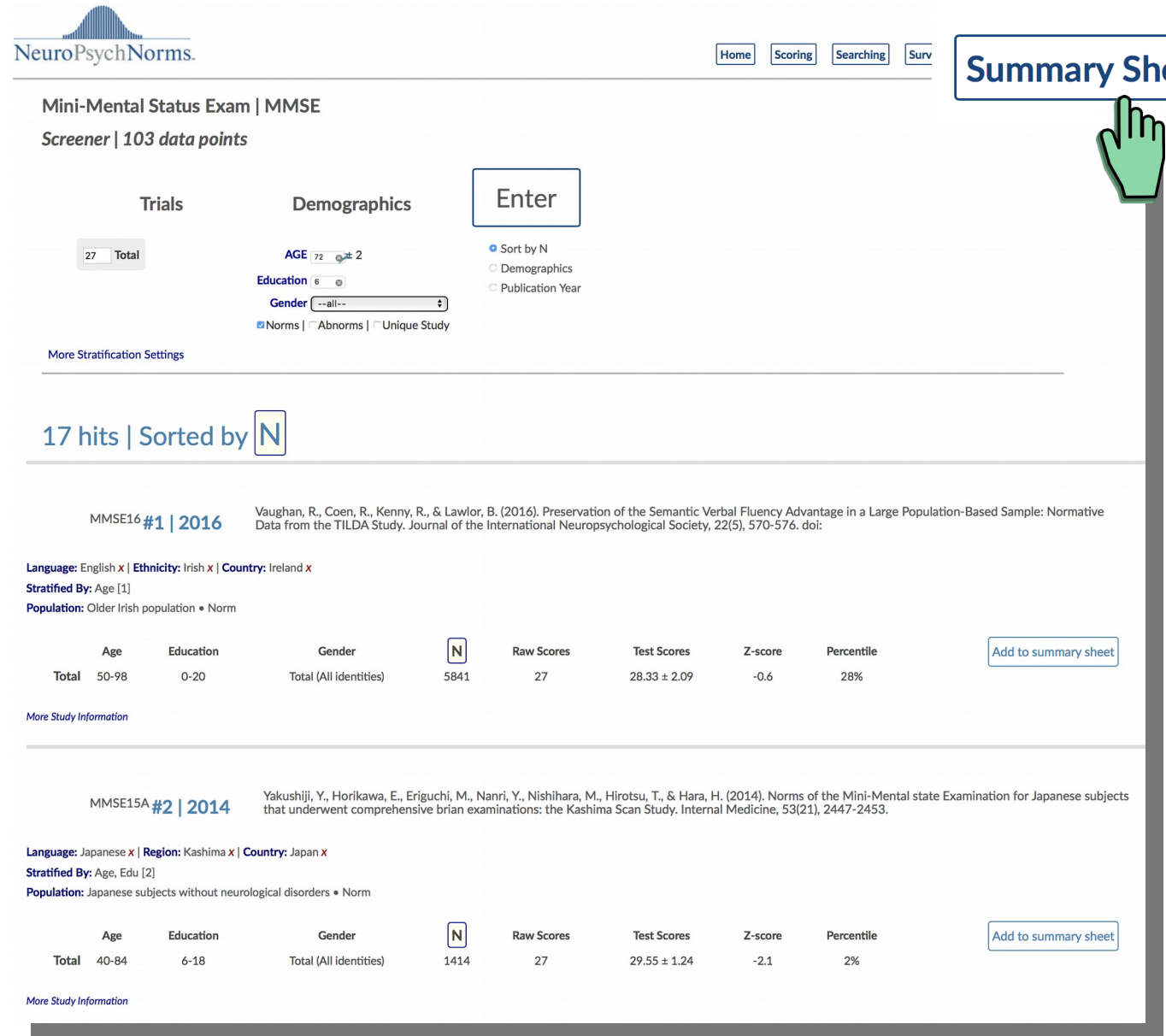
Summary Sheet Page

•Select Summary Sheet page to review the studies' results you have saved, while scoring and clicking "Add to summary sheet".

•A summary of your clients' results will be provided in a separate page

•Remove studies and subtests you do not want to include

•Print using your internet browser



The screenshot shows the NeuroPsychNorms interface. At the top right, a hand icon points to a "Summary Sheet" button. The main content area displays "Mini-Mental Status Exam | MMSE" with "103 data points". It includes filters for "Trials" (27 Total) and "Demographics" (AGE 72 ± 2, Education 6, Gender --all--). A table lists two studies:

Study ID	Year	Language	Ethnicity	Country	Stratified By	Population	Age	Education	Gender	N	Raw Scores	Test Scores	Z-score	Percentile	Action
MMSE16	#1 2016	English	Irish	Ireland	Age [1]	Older Irish population • Norm	50-98	0-20	Total (All identities)	5841	27	28.33 ± 2.09	-0.6	28%	Add to summary sheet
MMSE15A	#2 2014	Japanese	Kashima	Japan	Age, Edu [2]	Japanese subjects without neurological disorders • Norm	40-84	6-18	Total (All identities)	1414	27	29.55 ± 1.24	-2.1	2%	Add to summary sheet

How it Works

Summary Sheet Page

- Select Summary Sheet page to review the studies' results you have saved, while scoring and clicking "Add to summary sheet".

- A summary of your clients' results will be provided in a separate page**

- Remove studies and subtests you do not want to include

- Print using your internet browser



- [Home](#)
- [Scoring](#)
- [Searching](#)
- [Survey](#)
- [Preferences](#)
- [Summary Sheet](#)



Summary Sheet

My subjects:

Age:72 Education:6 Gender:Total (All identities)

Age:35 Education:16 Gender:Female

[Remove this subject \(and all saved studies\)](#)

[Remove all studies for this subject \(keep the subject\)](#)

Current subject
Age 72
Education 6
Gender Total (All identities)

Enrique (drelopez@yahoo.com)
[Sign Out](#)
Your account expires Sep 22nd, 2017 [3:00 PM]

Mini-Mental Status Exam

Vaughan, R., Coen, R., Kenny, R., & Lawlor, B. 2016

[Remove Study from summary sheet](#)

Trial	Age	Education	Gender	N	Raw Scores	Test Scores	Z-score	Percentile	Remove Trial
Total	70-79	0-20	Total (All identities)	1104	27	27.7 ± 2.3	-0.3	39%	remove

Wechsler Adult Intelligence Scale 4th Edition

Wisdom, N. M., Mignogna, J., & Collins, R. L. 2012

[Remove Study from summary sheet](#)

Trial	Age	Education	Gender	N	Raw Scores	Test Scores	Z-score	Percentile	Remove Trial
Similarities	70-74	0-20	Total (All identities)	100	15	23.5 ± 6.3	-1.3	10%	remove
Digit Span	70-74	0-20	Total (All identities)	100	15	24.5 ± 6	-1.6	6%	remove
Matrix Reasoning	70-74	0-20	Total (All identities)	100	15	12 ± 5	0.6	73%	remove
Vocabulary	70-74	0-20	Total (All identities)	100	25	36.5 ± 12	-1	16%	remove

How it Works

Summary Sheet Page

- Select Summary Sheet page to review the studies' results you have saved, while scoring and clicking "Add to summary sheet".
- A summary of your clients' results will be provided in a separate page
- Remove studies and subtests you do not want to include**
- Print using your internet browser

Summary Sheet

My subjects:

Age:72 Education:6 Gender:Total (All identities)

Age:35 Education:16 Gender:Female

[Remove this subject \(and all saved studies\)](#)

Current subject

Age 72

Education 6

Gender Total (All identities)

[Remove all studies for this subject \(keep the subject\)](#)

Enrique (drelopez@yahoo.com)

[Sign Out](#)

Your account expires Sep 22nd, 2017 [3:00 PM]

[Remove Study from summary sheet](#)



Mini-Mental Status Exam

Vaughan, R., Coen, R., Kenny, R., & Lawlor, B. 2016

Trial	Age	Education	Gender	N	Raw Scores	Test Scores	Z-score	Percentile	Remove Trial
Total	70-79	0-20	Total (All identities)	1104	27	27.7 ± 2.3	-0.3	39%	remove

Wechsler Adult Intelligence Scale 4th Edition

Wisdom, N. M., Mignogna, J., & Collins, R. L. 2012

[Remove Study from summary sheet](#)

Trial	Age	Education	Gender	N	Raw Scores	Test Scores	Z-score	Percentile	Remove Trial
Similarities	70-74	0-20	Total (All identities)	100	15	23.5 ± 6.3	-1.3	10%	remove
Digit Span	70-74	0-20	Total (All identities)	100	15	24.5 ± 6	-1.6	6%	remove
Matrix Reasoning	70-74	0-20	Total (All identities)	100	15	12 ± 5	0.6	73%	remove
Vocabulary	70-74	0-20	Total (All identities)	100	25	36.5 ± 12	-1	16%	remove

How it Works

Summary Sheet Page

- Select Summary Sheet page to review the studies' results you have saved, while scoring and clicking "Add to summary sheet".
- A summary of your clients' results will be provided in a separate page
- Remove studies and subtests you do not want to include
- Print using your internet browser**

Summary Sheet

My subjects:

Age:72 Education:6 Gender:Total (All identities)

Age:35 Education:16 Gender:Female

[Remove this subject \(and all saved studies\)](#)

Current subject

Age 72

Education 6

Gender Total (All identities)

[Remove all studies for this subject \(keep the subject\)](#)

Enrique (drelopez@yahoo.com)

[Sign Out](#)

Your account expires Sep 22nd, 2017 [3:00 PM]

Mini-Mental Status Exam

Vaughan, R., Coen, R., Kenny, R., & Lawlor, B. 2016

[Remove Study from summary sheet](#)

Trial	Age	Education	Gender	N	Raw Scores	Test Scores	Z-score	Percentile	Remove Trial
Total	70-79	0-20	Total (All identities)	1104	27	27.7 ± 2.3	-0.3	39%	remove

Wechsler Adult Intelligence Scale 4th Edition

Wisdom, N. M., Mignogna, J., & Collins, R. L. 2012

[Remove Study from summary sheet](#)

Trial	Age	Education	Gender	N	Raw Scores	Test Scores	Z-score	Percentile	Remove Trial
Similarities	70-74	0-20	Total (All identities)	100	15	23.5 ± 6.3	-1.3	10%	remove
Digit Span	70-74	0-20	Total (All identities)	100	15	24.5 ± 6	-1.6	6%	remove
Matrix Reasoning	70-74	0-20	Total (All identities)	100	15	12 ± 5	0.6	73%	remove
Verbal Comprehension	70-74	0-20	Total (All identities)	100	25	36.5 ± 12	-1	16%	remove

printable page



Thank you for completing the session!

Neuropsychnorms.com **Email:** info@npnorms.com
8727 W. Third St., Suite 203 **Phone:** 310.423.3262
Los Angeles, CA 90048 **Fax:** 310.423.2355

[Terms of Sale and Use](#) • **[Privacy Policy](#)** • **[FAQ](#)**

2017 Copyright Cedars-Sinai Medical Center

Feel free to contact us if you have any other questions